

# Room on the Broom



## Maths

Can you name a variety of 2D shapes?  
Can you say how many sides they have?

Using 2D shapes can you make a witch?



Use the shapes provided or make your own!

Can you find any of these shapes in your house?



## Literacy



Can you name all the characters in the story?  
Make a list with a grown up, you can use your phonics to help you!

Can you sequence the characters in the order they appeared on the witch's broom?


You can colour them in and cut them out!



## Expressing Arts and Design



Go for a walk and look for a stick that would make a perfect magic wand. Maybe you could decorate it with paint or stickers when you get home.



## Communication and Language

Play a game with a friend or a grown-up where you pretend to magically turn into an animal. Can your friend/grown up guess which animal you are pretending to be? Repeat with different animals.



Can you use the spell from the story?  
'Iggety, Ziggety, Zaggety, ZOOM!

## Personal, Social and Emotional Development

The witch is grateful to the animals for saving her life. Think of things that you are grateful for and draw them.

How could you say 'thank you' for these?



## Physical Development

Create and complete your own 'witch' assault course. This can be in the house, your garden or even the park!

Can you find a 'broomstick' to fly?



## Understanding the World

The witch shared her broomstick with lots of animals who became her friends and family.

If you were the witch, who would you share your broom with?



## EXTRA CHALLENGES

### Magic Potion

Stand at the sink or sit in a bath of bubbly water. Use some different containers and plastic bottles, and pretend to make potions. You could pour and mix your potions or even make up your own magic spell.

### Watch 'Room on the Broom'

Click here... [BBC Iplayer](#)



### Witch's Hat

A witch's hat looks like a triangle. Can you draw a big triangle or trace over a triangle that a grown-up has drawn? Decorate the triangle to look like a witch's hat.

Name: \_\_\_\_\_

Draw and label your friends and family on your broom!

Understanding the World

The witch shared her broomstick with lots of animals who became her friends and family.

If you were the witch, who would you share your broom with?



Name: \_\_\_\_\_

I am grateful for...

**Personal, Social and Emotional  
Development**

The witch is grateful to the animals for saving her life. Think of things that you are grateful for and draw them.

How could you say  
'thank you' for these?



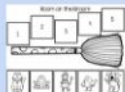
## Literacy




Can you name all the characters in the story?




Can you sequence the characters in the order they appeared on the witch's broom?

You can colour them in and cut them out!



# Room on the Broom






**Maths**

Can you name a variety of 2D shapes?  
Can you say how many sides they have?

Using 2D shapes can you make a witch?



Use the shapes provided or make your own!

Can you find any of these shapes in your house?

