



Maths

Sort the chairs, beds and porridge by height order.

Match them to the right bear.



Literacy

Think about the story of Goldilocks and the Three Bears. Talk about the story and discuss what happens at the beginning, middle and end.


Use the pictures and the story map to place them in the correct order.



Expressing Arts and Design

Learn the lyrics and the actions to the song 'When Goldilocks went to the house of the bears'.

https://www.youtube.com/watch?v=fWyygBI_s7U



Communication and Language

Use the props attached (bears, beds, chairs and porridge bowls) to retell the story of Goldilocks and the Three Bears.

Can your child repeat the key phrases from the story? 'This porridge is too hot!'.



Personal, Social and Emotional Development

Use the scenario prompt sheets. Colour alongside your child and discuss the questions together.

Discuss stranger danger in more detail with your child.



Physical Development

Bear Hunt

Cut out the bears and hide them around the house. Ask your child to search for the hidden teddy bears

Complete the pencil control cottage. Can you hold your pencil correctly and stay on the lines?



Understanding the World

Hard or Soft?

Find a variety of objects from around the house and sort them into 2 groups - things which are hard and things which are soft (just like the bears chairs and beds).



Teddy Numbers

Make Teddy Toast



Interactive game online
<https://www.topmarks.co.uk/learning-to-count/teddy-numbers>
 Click on numbers to 5, 10 or 15 depending on you child's ability.

Make Porridge

Have a go at making some porridge. What does it taste like? Try adding toppings onto your porridge.

EXTRA CHALLENGES



Size Comparison
 Use natural objects like leaves, stones and sticks and order them by size. Discuss the similarity to the three bears' chairs, beds and bowls.

Personal, Social and Emotional Development

Use the scenario prompt sheets.
Colour alongside your child and discuss the questions together.

Discuss stranger danger in more detail with your child.



Goldilocks has gone out for a walk all by herself without a grown-up or somebody who can help her make safe choices.

What would be a safer choice?

Who helps to keep you safe when you are out and about?

twinkl

Goldilocks is walking through the forest when she finds a house.

Is it a safe choice to go inside?

What is a stranger?

twinkl

Goldilocks and the Three Bears

Size Sorting




Maths

Sort the chairs, beds and porridge by height order.

Match them to the right bear.



Cut out the bed, porridge and chair.
Match it to the correct bear.



Goldilocks and the Three Bears Story Map

Cut out the different events that happen in the story of Goldilocks and place them in order.

A winding path with seven empty boxes for a story map. The path starts with Goldilocks, goes to a house, then to a table with a cuckoo clock, then to a picture of three bears, and ends with a 'HOME' sign.

Literacy

Think about the story of Goldilocks and the Three Bears. Talk about the story and discuss what happens at the beginning, middle and end.

Use the pictures and the story map to place them in the correct order.



The Goldilocks Song

When Goldilocks went to the house of the bears,
Oh what did her blue eyes see?

A bowl that was big,

A bowl that was small,

A bowl that was tiny and that was all.

She counted them: one, two, three.

When Goldilocks went to the house of the bears,
Oh what did her blue eyes see?

A chair that was big,

A chair that was small,

A chair that was tiny and that was all.

She counted them: one, two, three.

When Goldilocks went to the house of the bears,
Oh what did her blue eyes see?

A bed that was big,

A bed that was small,

A bed that was tiny and that was all.

She counted them: one, two, three.

When Goldilocks went to the house of the bears,
Oh what did her blue eyes see?

A bear that was big,

A bear that was small.

A bear that was tiny and that was all.

And they growled at her, 'ROAR! ROAR! ROAR!'

Expressing Arts and Design

Learn the lyrics and the actions
to the song 'When Goldilocks
went to the house of the bears'.


https://www.youtube.com/watch?v=fWyygBI_s7U




Communication and Language

Use the props attached (bears, beds, chairs and porridge bowls) to retell the story of Goldilocks and the Three Bears.

Can your child repeat the key phrases from the story? 'This porridge is too hot!'





Physical Development

Bear Hunt

Cut out the bears and hide them around the house. Ask your child to search for the hidden teddy bears

Complete the pencil control cottage. Can you hold your pencil correctly and stay on the lines?

Goldilocks and the Three Bears

Pattern Tracing Activity





Physical Development
Bear Hunt
 Cut out the bears and hide them around the house. Ask your child to search for the hidden teddy bears

Complete the pencil control cottage. Can you hold your pencil correctly and stay on the lines?

