



### Maths

Order the owls from smallest to largest. Which is the biggest? Which is the smallest?  
How many owls are there altogether. Can you number the owls from 1-5?



### Literacy



Look at the photographs of the owls. Can you think of some different words to describe them? You could describe their wings, claws, body, eyes, feathers etc. Ask a grown up to help you make a list. Can you have a go at writing the initial sound?



### Expressing Arts and Design



Can you create your own owl mask? You could use the template provided or design your own. Be as creative as you like!



### Communication and Language

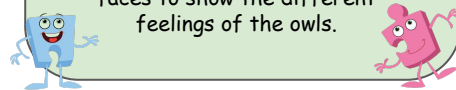
Use the sheet provided and cut out the story pictures and stick them into the boxes in the correct order. Can you retell the 'Owl Babies' story?



### Personal, Social and Emotional Development

Watch the following video.  
[Owl Babies](#)

Watch again and discuss how the owls feel throughout the story. Take some photos of your child pulling different faces to show the different feelings of the owls.



### Physical Development

Can you create your own owl shaped snack?



### Understanding the World

Go outside at nighttime or encourage your child to stand outside and pretend it's dark by closing their eyes. What can they hear nearby and far away? What can they see around them?



Listen to the owl song:

<https://www.youtube.com/watch?v=7KEjZHKXLDg>

Can you create the movements and noises to act like an owl?

Use a pencil to follow the lines on the owl patterns tracing activity as neatly as you can.

## EXTRA CHALLENGES

Owls are nocturnal animals (they sleep during the day and are active at night.) Cut out the pictures (on the attached sheet) and decide whether they belong in the 'Day' or the 'Night'

# Owl Babies Story Map

Cut out the story pictures and stick them into the boxes in the correct order.  
Can you retell the 'Owl Babies' story?

## Communication and Language

Use the sheet provided and cut out the story pictures and stick them into the boxes in the correct order. Can you retell the 'Owl Babies' story?



Five empty rectangular boxes connected by a horizontal line, intended for pasting story pictures in chronological order.



## Expressing Arts and Design



Create your own owl mask! You could use the template provided or design your own. Be as creative as you like!



### Maths

Order the owls from smallest to largest. Which is the biggest? Which is the smallest?  
How many owls are there altogether. Can you number the owls from 1-5?







## Literacy



Look at the photographs of the owls. Can you think of some different words to describe them? You could describe their wings, claws, body, eyes, feathers etc. Ask a grown up to help you make a list. Maybe you could write the initial sound?



## Baby Owls Pattern Tracing Activity



## Day or Night?

Cut out the pictures below and decide whether they belong in the 'Day' column or the 'Night' column, then stick them in the correct place. Once you've finished, draw some pictures of your own in each column.

